
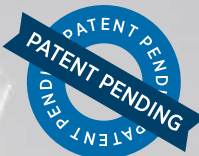



Driven Broaching Toolholder

Machining of gears and keyways on CNC lathe

NEW



- Working stroke: 46 mm
- Total stroke: 50 mm
- Ratio: 1:1
- Suitable for internal & external broaching
- Oversized guides for maximum rigidity and precision
- Compatible with commercial insert cutting tools
- Same insert holder for ID and OD broaching
- Automatic tool lifting during backward stroke



MICRO ADJUSTMENT SYSTEM IN Y (OPTIONAL)